



**BMI CANADA STAINLESS STEEL THREADED
FITTINGS AND PIPE NIPPLES**

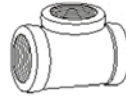
**SFN
11-9**

January 20, 2012

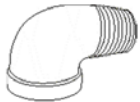
**STAINLESS STEEL THREADED FITTINGS
150 Lbs SS316 & SS304**



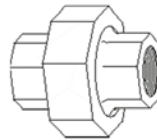
90° ELBOWS					
Sizes	Packings	BMI#		\$	
		SS 304	SS 304	SS 316	SS 316
1/8	25/900	-	-	01301	1.57
1/4	25/500	-	-	01302	1.51
1/2	25/175	02304	0.96	-	-
1	25/60	-	-	01306	3.23
2	5/16	-	-	01309	9.96
2 1/2	1/10	-	-	01310	12.94
4	1/2	-	-	01312	57.91



TEES					
Sizes	Packings	BMI#		\$	
		SS 304	SS 304	SS 316	SS 316
1/8	25/600	-	-	01401	1.72
1/4	25/300	-	-	01402	2.13
3/8	25/200	-	-	01403	1.92
1/2	25/100	02404	1.25	01404	2.05
3/4	25/60	02405	1.97	01405	2.41
1	5/40	02406	3.46	-	-
2 1/2	1/6	-	-	01410	17.25
3	1/4	-	-	01411	43.09
4	1/2	-	-	01412	58.58



90° STREET ELBOWS					
Sizes	Packings	BMI#	\$	BMI#	\$
1/2	25/200	-	-	01374	2.06
3/4	25/100	-	-	01375	2.90
1	25/60	-	-	01376	3.82
1 1/4	5/30	-	-	01377	5.92
1 1/2	5/20	-	-	01378	8.11
2	5/15	-	-	01379	12.90



UNIONS					
Sizes	Packings	BMI#	\$	BMI#	\$
1/8	25/500	-	-	01101	3.56
1/4	25/300	-	-	01102	4.29
3/8	25/150	-	-	01103	4.41
1/2	25/150	-	-	01104	4.57
3/4	25/100	02105	3.32	01105	5.71
1 1/2	5/25	-	-	01108	17.05
1 1/4	5/25	02107	6.75	-	-
2	5/20	02109	13.99	01109	22.15
2 1/2	1/12	-	-	01110	34.71
3	1/6	-	-	01111	45.62



45° ELBOWS					
Sizes	Packings	BMI#	\$	BMI#	\$
1/8	25/800	-	-	01201	1.60
3/8	25/400	-	-	01203	1.61
1/2	25/200	02204	1.11	01204	1.89
3/4	25/100	02205	1.39	01205	2.39
1	25/72	02206	2.41	01206	3.16
1 1/4	5/40	02207	2.96	01207	5.11
1 1/2	5/30	-	-	01208	6.77
2	5/15	02209	6.42	01209	10.21
2 1/2	1/10	-	-	01210	18.55
3	1/8	-	-	01211	22.14
4	1/3	-	-	01212	30.57

STAINLESS STEEL THREADED FITTINGS

STAINLESS STEEL THREADED FITTINGS
150 Lbs SS316 & SS304



HEXAGONAL BUSHINGS					
Sizes	Packings	BMI#	\$	BMI#	\$
		SS 304	SS 304	SS 316	SS 316
1/4"					
1/4x1/8	10/1000	-	-	01115	1.18
3/4"					
3/4x3/8	25/300	-	-	01124	1.58
1 1/4"					
1 1/4x3/4	5/150	-	-	01132	3.13
1 1/4x1/2	5/150	-	-	01133	3.47
1 1/2"					
1 1/2x1 1/4	5/100	-	-	01135	4.30
2"					
1 1/2x3/4	5/100	-	-	01137	4.33
1 1/2x1/2	5/100	-	-	01138	4.29
2"					
2X1 1/4	5/70	-	-	01141	6.54



REDUCING COUPLING					
Sizes	Packings	BMI#	\$	BMI#	\$
		SS 304	SS 304	SS 316	SS 316
1/4" & 3/8"					
1/4X1/8	25/500	-	-	01015	3.00
1/2"					
1/2X3/8	25/200	-	-	01019	1.99
1/2X1/4	25/300	-	-	01020	2.01
3/4"					
3/4X3/8	25/200	-	-	01024	6.23
3/4X1/4	25/200	-	-	01025	6.11
1 1/4"					
1 1/4X1	5/75	-	-	01031	10.52
1 1/4X3/4	5/75	-	-	01032	10.50
1 1/2"					
1 1/2X1	5/40	-	-	01036	10.08



COUPLINGS					
Sizes	Packings	BMI#	\$	BMI#	\$
3/8	25/300	-	-	01003	1.54
1 1/4	5/70	-	-	01007	4.55
1 1/2	5/65	-	-	01008	6.05
3	1/10	-	-	01011	26.39
4	1/6	-	-	01012	37.17



CAPS					
Sizes	Packings	BMI#	\$	BMI#	\$
1/8	25/800	-	-	01501	0.95
1/4	25/800	-	-	01502	1.02
1/2	25/400	02504	0.70	01504	1.07
3/4	25/300	02505	0.92	01505	1.21
1	25/200	-	-	01506	1.81
1 1/4	5/100	-	-	01507	3.24
1 1/2	5/100	02508	2.74	01508	3.93
2	5/40	-	-	01509	5.00
2 1/2	1/30	-	-	01510	12.57
3	1/20	-	-	01511	12.68
4	1/10	-	-	01512	20.68



SQUARE HEAD PLUGS					
Sizes	Packings	BMI#	\$	BMI#	\$
1/4	10/800	-	-	01602	1.00
1/2	25/400	02604	0.58	-	-
3/4	25/600	02605	0.75	01605	0.79
1	25/300	02606	1.04	01606	1.78
1 1/4	25/210	-	-	01607	2.39
1 1/2	5/100	02608	1.93	01608	3.11
2	5/60	02609	3.19	01609	4.60
2 1/2	1/30	-	-	01610	5.20
3	1/25	-	-	01611	11.81
4	1/15	-	-	01612	15.88

STAINLESS STEEL THREADED PIPE NIPPLES (SS316)

STAINLESS STEEL THREADED PIPE NIPPLES (SS316)

Diam. (Close lgt)		Close	1 1/2"	2"	2 1/2"	3"	3 1/2"	4"	4 1/2"	5"	5 1/2"	6"
1/8"	3/4"		0.60 \$	0.68 \$	0.39 \$	0.77 \$	1.22 \$	0.55 \$	1.19 \$	1.40 \$	1.37 \$	0.77 \$
	BMI Item #		17115	17120	17125	17130	17135	17140	17145	17150	17155	17160
1/4"	7/8"		0.82 \$	0.96 \$	1.01 \$	1.26 \$	1.34 \$	1.47 \$	1.43 \$	1.78 \$	1.20 \$	2.09 \$
	BMI Item #		17215	17220	17225	17230	17235	17240	17245	17250	17255	17260
3/8"	1"	0.81 \$	1.01 \$	1.36 \$	1.45 \$	1.62 \$	1.53 \$	2.57 \$	1.85 \$	2.68 \$	1.64 \$	2.42 \$
	BMI Item #	17300	17315	17320	17325	17330	17335	17340	17345	17350	17355	17360
1/2"	1 1/8"								2.36 \$		3.94 \$	3.67 \$
	BMI Item #								17445		17455	17460
3/4"	1 3/8"	1.40 \$	1.04 \$		2.26 \$	2.75 \$	3.03 \$		3.78 \$	3.99 \$	4.64 \$	
	BMI Item #	17500	17515		17525	17530	17535		17545	17550	17555	
1"	1 1/2"	2.15 \$				3.79 \$	4.05 \$	4.80 \$	5.37 \$	5.35 \$	6.17 \$	
	BMI Item #	17600				17630	17635	17640	17645	17650	17655	
1 1/4"	1 5/8"			3.83 \$	4.32 \$	5.36 \$	5.34 \$	6.73 \$	6.92 \$	8.39 \$	9.21 \$	9.19 \$
	BMI Item #			17720	17725	17730	17735	17740	17745	17750	17755	17760
1 1/2"	1 3/4"	3.95 \$		4.47 \$	5.50 \$	6.01 \$	7.29 \$	8.02 \$	5.88 \$	10.41 \$	10.96 \$	11.96 \$
	BMI Item #	17800		17820	17825	17830	17835	17840	17845	17850	17855	17860
2"	2"				6.30 \$		7.90 \$	9.06 \$	10.99 \$	11.34 \$	12.86 \$	13.26 \$
	BMI Item #				17925		17935	17940	17945	17950	17955	17960
4"	4"	29.09 \$										
	BMI Item #	17020										

PACKING

Diam.		Close	1 1/2"	2"	2 1/2"	3"	3 1/2"	4"	4 1/2"	5"	5 1/2"	6"
1/8"	Inner box		25	25	25	25	25	25	25	25	25	25
	Master box		450	400	300	300	300	250	250	250	200	200
1/4"	Inner box		25	25	25	25	25	25	25	25	25	25
	Master box		400	400	300	250	200	150	150	100	100	100
3/8"	Inner box	25	25	25	25	25	25	25	25	25	25	25
	Master box	400	350	300	250	200	175	150	125	100	100	75
1/2"	Inner box								25		25	25
	Master box								75		50	50
3/4"	Inner box	25	25		25	25	25		25	25	25	
	Master box	175	175		125	100	75		75	50	50	
1"	Inner box	25				25	25	25	25	25	25	
	Master box	100				75	75	50	50	50	50	
1 1/4"	Inner box			5	5	5	5	5	5	5	5	5
	Master box			90	70	50	40	40	30	30	30	30
1 1/2"	Inner box	5		5	5	5	5	5	5	5	5	5
	Master box	50		50	50	30	25	25	25	25	15	15
2"	Inner box				5		5	5	5	5	5	5
	Master box				35		20	20	15	15	15	15
4"	Inner box	1										
	Master box	3										