


PanNext®

Fittings Corporation



0 A 1 1 2 3 . 9 2

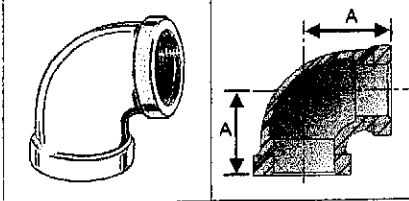
MAY 0 1 2006

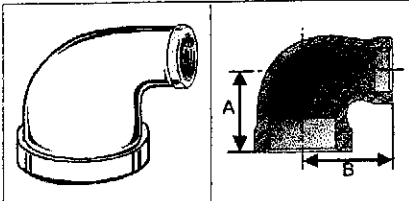
Malleable Iron Pipe Fittings CLASS 300

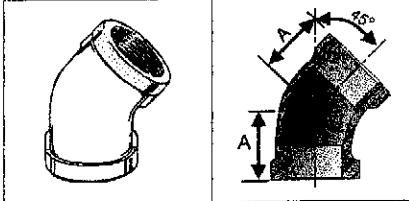
Materials: ASTM A 197 (CUPLOLA)
DIMENSIONS: ANSI B 16.3, B 16.4, B 16.39
UNION DIMENSIONS: WW-U-516-B
THREADNS: ANSI / ASME B 1.20, BS 21

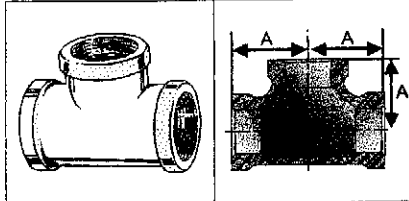


JANUARY 2006

ELBOWS 90	Size		Dimensions (inch)			Weight
	Inch		A	B	C	LB.
	1/4		15/16			0.20
	3/8		1-1/16			0.29
	1/2		1-1/4			0.46
	3/4		1-7/16			0.73
	1		1-5/8			1.10
	1-1/4		1-15/16			1.83
	1-1/2		2-1/8			2.49
	2		2-1/2			3.84
	2-1/2		2-15/16			6.13
	3		3-3/8			9.35

REDUCING ELBOWS	Size		Dimensions (inch)			Weight
	Inch		A	B	C	LB.
	1/2	3/8	1-3/16	1-3/16		0.41
	3/4	1/2	1-5/16	1-3/8		0.65
	1	3/4	1-1/2	1-9/16		1.00
	1-1/4	1	1-3/4	1-13/16		1.60
	1-1/2	1-1/4	2	2-1/16		2.28
	2	1-1/2	2-1/4	2-3/8		3.34
	2-1/2	2	2-11/16	2-3/4		5.65
	3	2-1/2	3-1/16	3-5/16		8.53

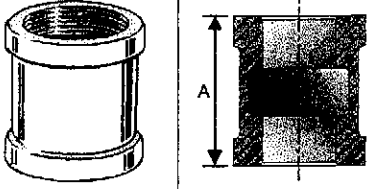
ELBOWS 45	Size		Dimensions (inch)			Weight
	Inch		A	B	C	LB.
	1/4		13/16			0.19
	3/8		7/8			0.28
	1/2		1			0.43
	3/4		1-1/8			0.67
	1		1-5/16			1.05
	1-1/4		1-1/2			1.64
	1-1/2		1-11/16			2.26
	2		2			3.60
	2-1/2		2-1/4			5.51
	3		2-1/2			8.41

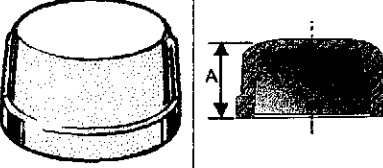
TEES	Size		Dimensions (inch)			Weight
	Inch		A	B	C	LB.
	1/4		15/16			0.29
	3/8		1-1/16			0.42
	1/2		1-1/4			0.69
	3/4		1-7/16			1.07
	1		1-5/8			1.59
	1-1/4		1-15/16			2.53
	1-1/2		2-1/8			3.36
	2		2-1/2			5.22
	2-1/2		2-15/16			8.51
	3		3-3/8			13.03

PANNEXT FITTINGS 1

0 A 1 1 2 8 . 9 2

MAY 0 1 2006

COUPLINGS		Size		Dimensions (inch)			Weight
		Inch		A	B	C	LB.
	1/4		1-3/8			0.17	
	3/8		1-5/8			0.26	
	1/2		1-7/8			0.42	
	3/4		2-1/8			0.66	
	1-1/4		2-7/8			1.63	
	1-1/2		2-7/8			2.06	
	2		3-5/8			3.54	
	2-1/2		4-1/8			5.45	

CAPS		Size		Dimensions (inch)			Weight
		Inch		A	B	C	LB.
	1/4		25/32			0.10	
	3/8		13/16			0.14	
	1/2		1			0.23	
	3/4		1-1/16			0.34	
	1		1-1/4			0.56	
	1-1/4		1-3/8			0.93	
	1-1/2		1-7/16			1.21	
	2		1-11/16			1.93	
	2-1/2		2-1/16			3.32	
	3		2-3/16			4.64	

0 A 1 1 2 3 . 9 2

MAY 0 1 2006