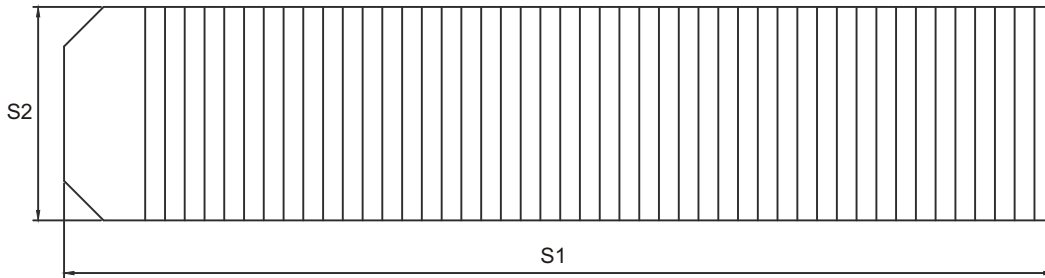
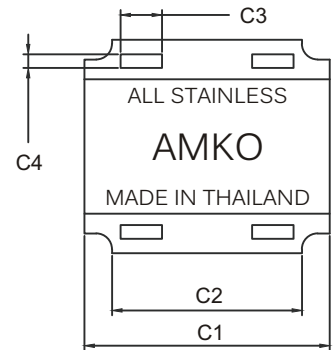
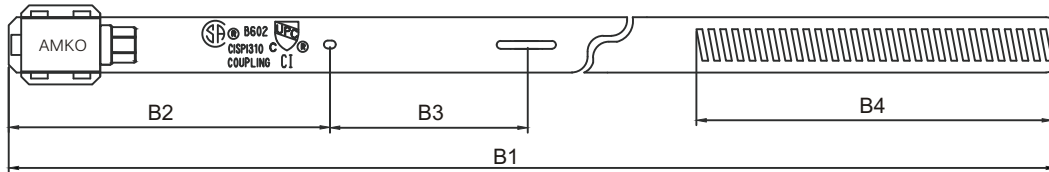
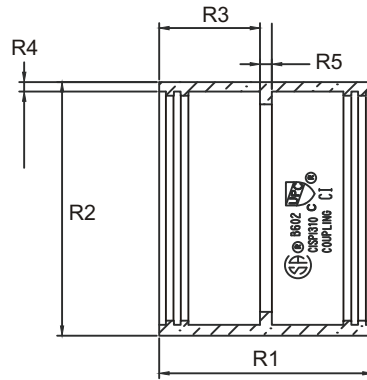
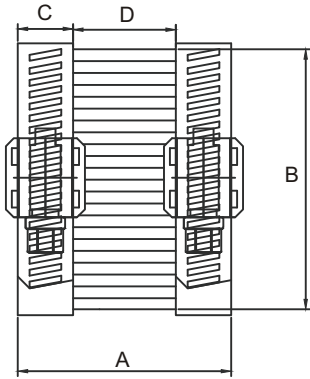


REGULAR NO-HUB COUPLINGS



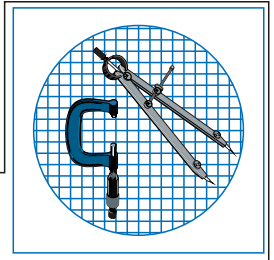
LIST OF MATERIALS		
PART	GAUGE	MATERIAL
SCREW HOUSING	0.870	S.S.304
SCREW	5/16" HEX.	S.S.304
SHIELD	0.178	S.S.304
BAND	0.610	S.S.304
RIVET	-	S.S.304
GASKET	-	ASTM C564



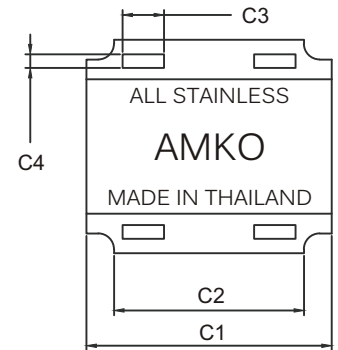
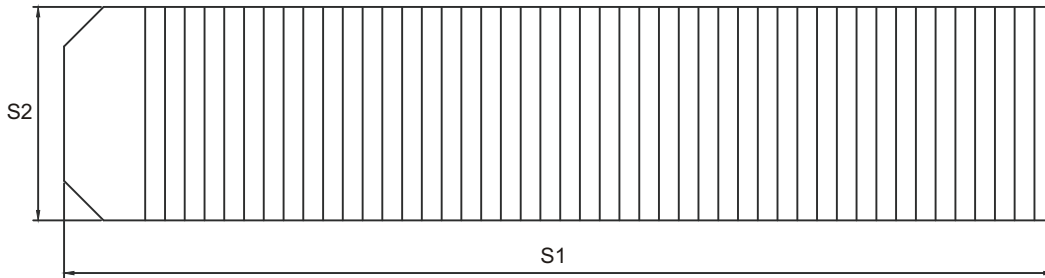
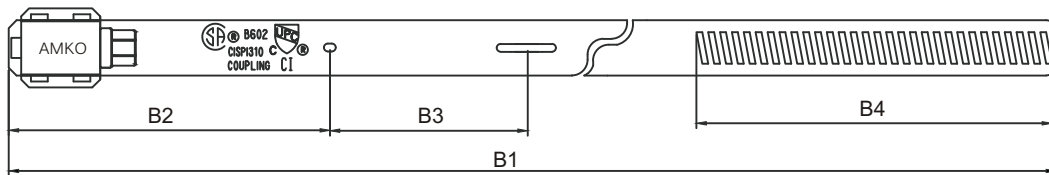
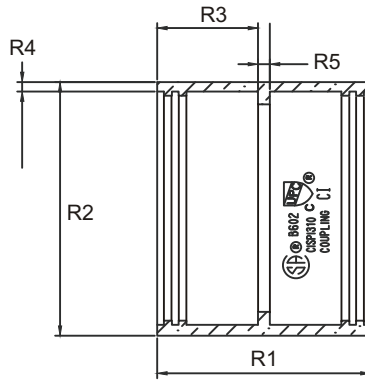
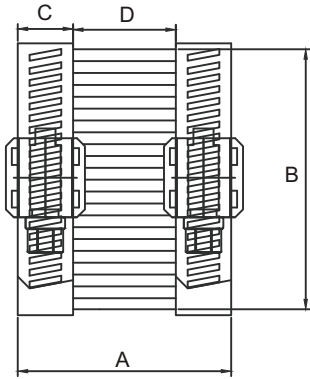
Complies with:
 - ANSI/ASTM A888
 - ANSI/ASTM C1277
 - CISPI 310
 - ANSI/ASTM C564
 - CAN/ULC S-102

- 5/16" hex head screws
 60 inches/lb of torque

STANDARD DUTY NO-HUB COUPLINGS, DIMENSIONS AND INFORMATIONS (mm)																					
SIZE	BMI#	Bands	A	B	C	D	R1	R2	R3	R4	R5	B1	B2	B3	B4	S1	S2	C1	C2	C3	C4
1 1/2"	18908	2	54.0	55.9	14	26.0	54.0	54.0	25.5	2.4	3	211	61	70	68	189	54.0	20	16	4.2	1.2
2"	18909	2	54.0	66.0	14	26.0	54.0	64.3	25.5	2.4	3	266	61	70	68	231	54.0	20	16	4.2	1.2
3"	18911	2	54.0	94.5	14	26.0	54.0	89.7	25.5	2.4	3	343	61	70	68	313	54.0	20	16	4.2	1.2
4"	18912	2	54.0	119.9	14	26.0	54.0	115.1	25.5	2.4	3	422	117	94	68	402	54.0	20	16	4.2	1.2
5"	18913	4	76.0	145.3	14	6.5	76.0	140.5	36.5	2.4	3	521	61	70	68	508	76.0	20	16	4.2	1.2
6"	18914	4	76.0	170.7	14	6.5	76.0	165.9	36.5	2.4	3	586	61	70	68	577	76.0	20	16	4.2	1.2
8"	18918	4	101.5	221.6	14	32.0	101.5	216.8	49.3	2.4	3	756	116	166	68	738	101.5	20	16	4.2	1.2
10"	18919	4	101.5	272.6	14	32.0	101.5	267.8	49.3	2.4	3	921	117	166	136	925	101.5	20	16	4.2	1.2
12"	18920	6	140.0	325.4	14	12.0	140.0	320.6	68.5	2.4	3	1085	117	322	136	1085	140.0	20	16	4.2	1.2
15"	18920	6	140.0	407.2	14	12.0	140.0	402.4	68.5	2.4	3	1335	117	322	136	1335	140.0	20	16	4.2	1.2
2" x 1 1/2"	18940	2	54.0	69.1	14	26.0	54.0	64.3	25.5	2.4	3	266	61	70	68	231	54.0	20	16	4.2	1.2
3" x 2"	18952	2	54.0	94.5	14	26.0	54.0	89.7	25.5	2.4	3	343	61	70	68	313	54.0	20	16	4.2	1.2
4" x 3"	18956	2	54.0	119.9	14	26.0	54.0	115.1	25.5	2.4	3	422	116	94	68	402	54.0	20	16	4.2	1.2
4" x 2"	18958	2	54.0	119.9	14	26.0	54.0	115.1	25.5	2.4	3	422	116	94	68	402	54.0	20	16	4.2	1.2



REGULAR NO-HUB COUPLINGS



LIST OF MATERIALS		
PART	GAUGE	MATERIAL
SCREW HOUSING	0.034	S.S.304
SCREW	5/16" HEX.	S.S.304
SHIELD	0.007	S.S.304
BAND	0.024	S.S.304
RIVET	-	S.S.304
GASKET	-	ASTM C564

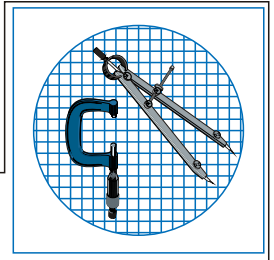


Complies with:

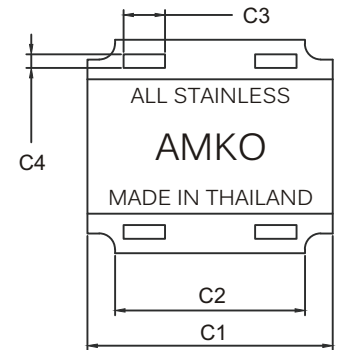
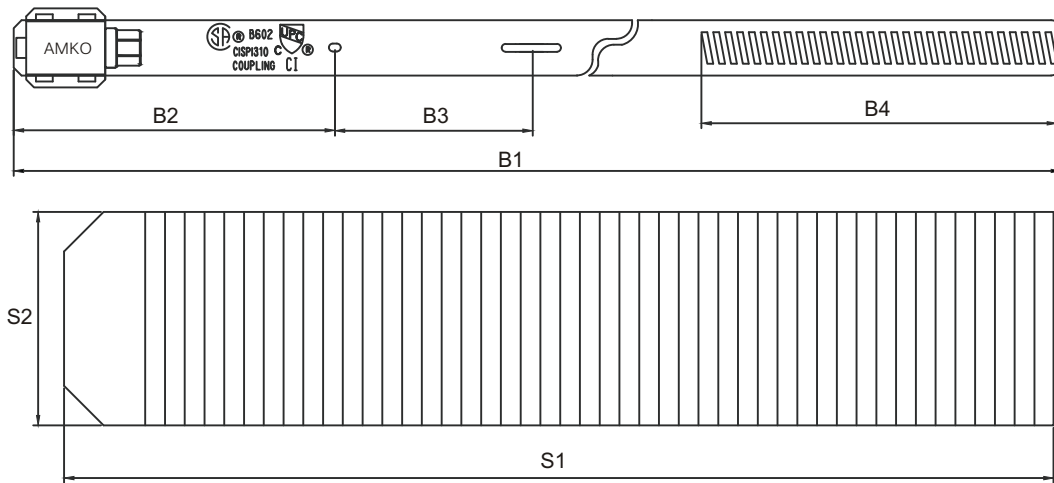
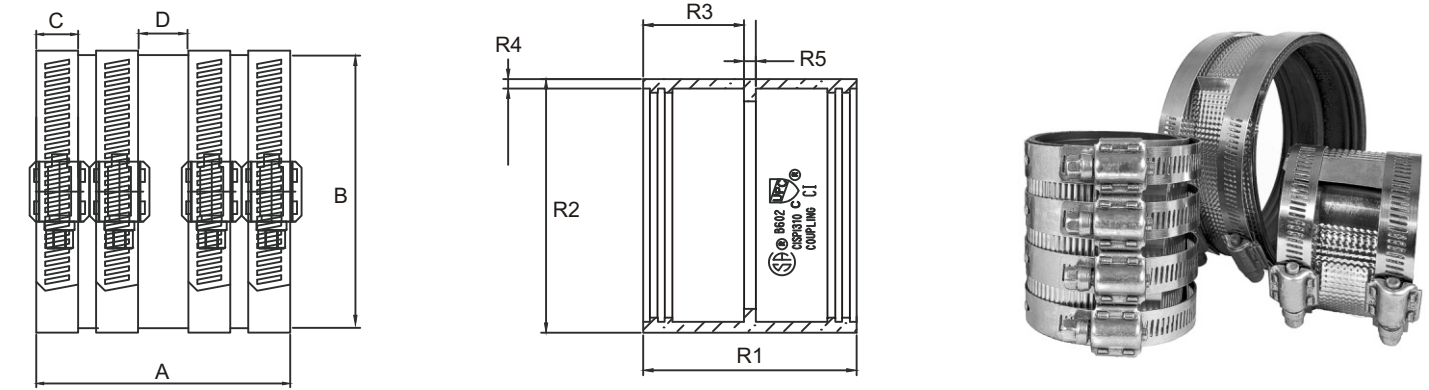
- ANSI/ASTM A888
- ANSI/ASTM C1277
- CISPI 310
- ANSI/ASTM C564
- CAN/ULC S-102

- 5/16" hex head screws
60 inches/lb of torque

STANDARD DUTY NO-HUB COUPLINGS, DIMENSIONS AND INFORMATIONS (inches)																					
SIZE	BMI#	Bands	A	B	C	D	R1	R2	R3	R4	R5	B1	B2	B3	B4	S1	S2	C1	C2	C3	C4
1 1/2"	18908	2	2.13	2.20	0.55	1.02	2.13	2.13	1.00	0.09	0.12	8.31	2.40	2.76	2.68	7.44	2.13	0.79	0.63	0.17	0.05
2"	18909	2	2.13	2.60	0.55	1.02	2.13	2.53	1.00	0.09	0.12	10.47	2.40	2.76	2.68	9.09	2.13	0.79	0.63	0.17	0.05
3"	18911	2	2.13	3.72	0.55	1.02	2.13	3.53	1.00	0.09	0.12	13.50	2.40	2.76	2.68	12.32	2.13	0.79	0.63	0.17	0.05
4"	18912	2	2.13	4.72	0.55	1.02	2.13	4.53	1.00	0.09	0.12	16.61	4.61	3.70	2.68	15.83	2.13	0.79	0.63	0.17	0.05
5"	18913	4	2.99	5.72	0.55	0.26	2.99	5.53	1.44	0.09	0.12	20.51	2.40	2.76	2.68	20.00	2.99	0.79	0.63	0.17	0.05
6"	18914	4	2.99	6.72	0.55	0.26	2.99	6.53	1.44	0.09	0.12	23.07	2.40	2.76	2.68	22.70	2.99	0.79	0.63	0.17	0.05
8"	18918	4	4.00	8.72	0.55	1.26	4.00	8.54	1.94	0.09	0.12	29.76	4.57	6.54	2.68	29.07	4.00	0.79	0.63	0.17	0.05
10"	18919	4	4.00	10.73	0.55	1.26	4.00	10.54	1.94	0.09	0.12	36.26	4.61	6.54	5.35	36.42	4.00	0.79	0.63	0.17	0.05
12"	18920	6	5.51	12.81	0.55	0.47	5.51	12.62	2.70	0.09	0.12	42.72	4.61	12.68	5.35	42.72	5.51	0.79	0.63	0.17	0.05
15"	18920	6	5.51	16.03	0.55	0.47	5.51	15.84	2.70	0.09	0.12	52.56	4.61	12.68	5.35	52.56	5.51	0.79	0.63	0.17	0.05
2" x 1 1/2"	18940	2	2.13	2.72	0.55	1.02	2.13	2.53	1.00	0.09	0.12	10.47	2.40	2.76	2.68	9.09	2.13	0.79	0.63	0.17	0.05
3" x 2"	18952	2	2.13	3.72	0.55	1.02	2.13	3.53	1.00	0.09	0.12	13.50	2.40	2.76	2.68	12.32	2.13	0.79	0.63	0.17	0.05
4" x 3"	18956	2	2.13	4.72	0.55	1.02	2.13	4.53	1.00	0.09	0.12	16.61	4.57	3.70	2.68	15.83	2.13	0.79	0.63	0.17	0.05
4" x 2"	18958	2	2.13	4.72	0.55	1.02	2.13	4.53	1.00	0.09	0.12	16.61	4.57	3.70	2.68	15.83	2.13	0.79	0.63	0.17	0.05



EXTRA HEAVY NO-HUB COUPLINGS



LIST OF MATERIALS		
PART	GAUGE	MATERIAL
SCREW HOUSING	0.870	S.S.304
SCREW	3/8" HEX.	S.S.304
SHIELD	0.200	S.S.304
BAND	0.610	S.S.304
RIVET	-	S.S.304
GASKET	-	NBR C564

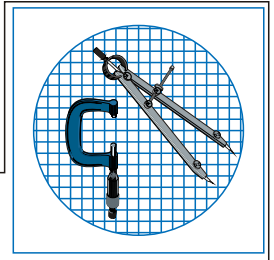


Complies with:

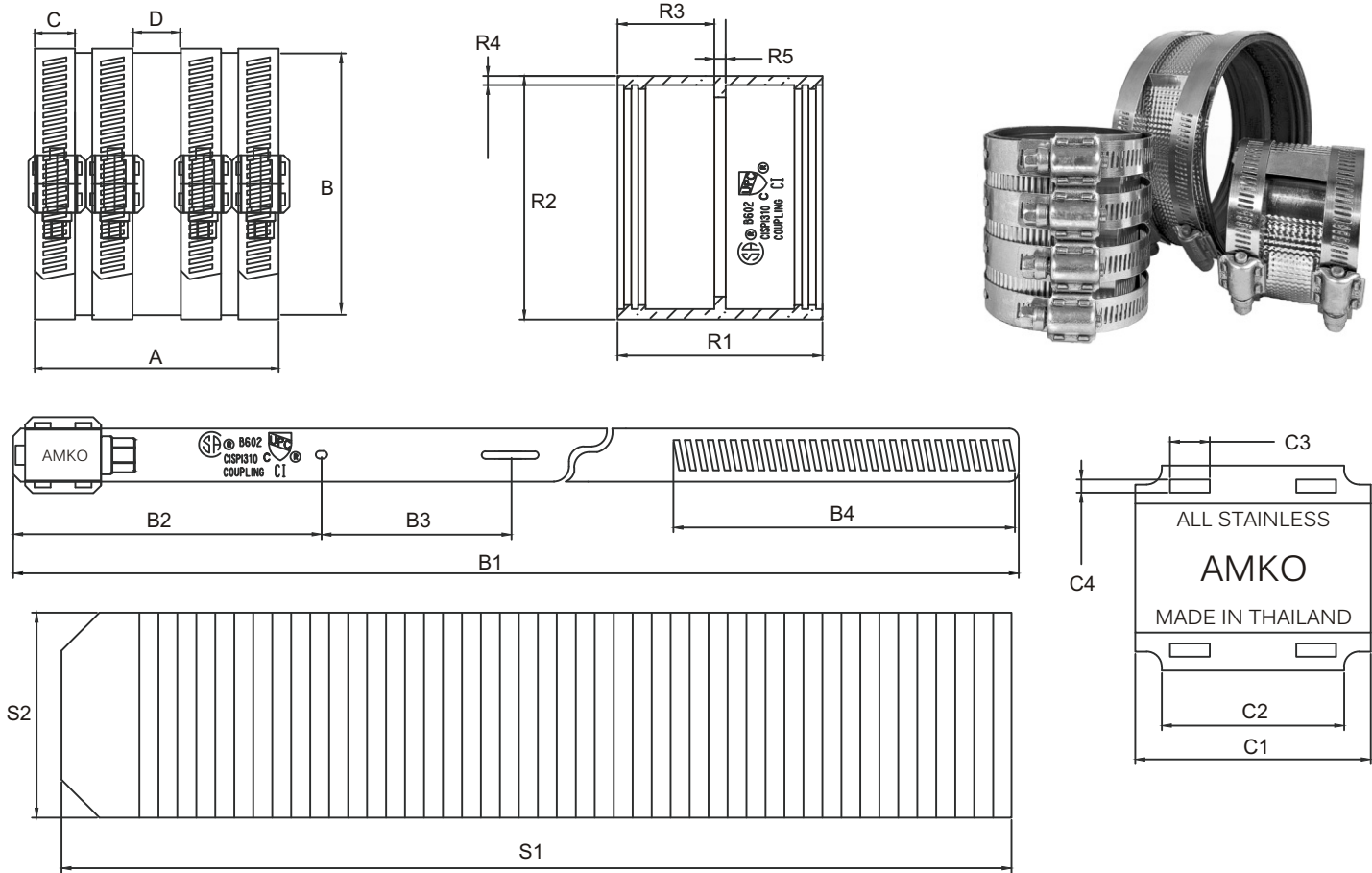
- ANSI/ASTM A888
- ANSI/ASTM C1277
- ANSI/ASTM C1540
- CISPI 310
- ANSI/ASTM C564
- CAN/ULC S-102

- 3/8" hex head screws
80 inches/lb of torque

HEAVY DUTY NO-HUB COUPLINGS, DIMENSIONS AND INFORMATIONS (mm)																					
SIZE	BMI#	Bands	A	B	C	D	R1	R2	R3	R4	R5	B1	B2	B3	B4	S1	S2	C1	C2	C3	C4
2"	18969	4	76.0	66.0	14	6.5	76.0	64.3	36.5	2.4	3	266	61	70	68	231	76.0	20	16	4.2	1.2
3"	18971	4	76.0	94.5	14	6.5	76.0	89.7	36.5	2.4	3	343	61	70	68	313	76.0	20	16	4.2	1.2
4"	18972	4	76.0	119.9	14	6.5	76.0	115.1	36.5	2.4	3	422	117	94	68	402	76.0	20	16	4.2	1.2
5"	18973	6	101.5	145.3	14	6.5	101.5	140.5	49.3	2.4	3	521	61	70	68	508	101.5	20	16	4.2	1.2
6"	18974	6	101.5	170.7	14	6.5	101.5	165.9	49.3	2.4	3	586	61	70	68	577	101.5	20	16	4.2	1.2
8"	18975	6	101.5	221.6	14	6.5	101.5	216.8	49.3	2.4	3	756	116	166	68	738	101.5	20	16	4.2	1.2
10"	18976	6	101.5	272.6	14	6.5	101.5	267.8	49.3	2.4	3	921	117	166	136	925	101.5	20	16	4.2	1.2



EXTRA HEAVY NO-HUB COUPLINGS



LIST OF MATERIALS		
PART	GAUGE	MATERIAL
SCREW HOUSING	0.034	S.S.304
SCREW	3/8" HEX.	S.S.304
SHIELD	0.008	S.S.304
BAND	0.024	S.S.304
RIVET	-	S.S.304
GASKET	-	NBR C564



Complies with:

- ANSI/ASTM A888
- ANSI/ASTM C1277
- ANSI/ASTM C1540
- CISPI 310
- ANSI/ASTM C564
- CAN/ULC S-102

- 3/8" hex head screws
80 inches/lb of torque

HEAVY DUTY NO-HUB COUPLINGS, DIMENSIONS AND INFORMATIONS (inches)																						
SIZE	BMI#	Bands	A	B	C	D	R1	R2	R3	R4	R5	B1	B2	B3	B4	S1	S2	C1	C2	C3	C4	
2"	18969	4	2.99	2.60	0.55	0.26	2.99	2.53	1.44	0.09	0.12	10.47	2.40	2.76	2.68	9.09	2.99	0.79	0.63	0.17	0.05	
3"	18971	4	2.99	3.72	0.55	0.26	2.99	3.53	1.44	0.09	0.12	13.50	2.40	2.76	2.68	12.32	2.99	0.79	0.63	0.17	0.05	
4"	18972	4	2.99	4.72	0.55	0.26	2.99	4.53	1.44	0.09	0.12	16.61	4.61	3.70	2.68	15.83	2.99	0.79	0.63	0.17	0.05	
5"	18973	6	4.00	5.72	0.55	0.26	4.00	5.53	1.94	0.09	0.12	20.51	2.40	2.76	2.68	20.00	4.00	0.79	0.63	0.17	0.05	
6"	18974	6	4.00	6.72	0.55	0.26	4.00	6.53	1.94	0.09	0.12	23.07	2.40	2.76	2.68	22.70	4.00	0.79	0.63	0.17	0.05	
8"	18975	6	4.00	8.72	0.55	0.26	4.00	8.54	1.94	0.09	0.12	29.76	4.57	6.54	2.68	29.07	4.00	0.79	0.63	0.17	0.05	
10"	18976	6	4.00	10.73	0.55	0.26	4.00	10.54	1.94	0.09	0.12	36.26	4.61	6.54	5.35	36.42	4.00	0.79	0.63	0.17	0.05	